



Medium Size Housing WLS-HSM

Features	Picture
1.Weatherproof design, IP66. 2. Optical glass with high light transmittance. 3. Work alone or connect with pan tilt. 4. Top open design, easy for camera installation. 5. Suitable for short focal length lens or zoom module camera 6. Optional heater, fan, shielding, wiper.	

Parameter

Model	WLS-HSM5	ZA-HSM6
Power supply	AC24V 50/60HZ	
Protection	IP66	
Outside Dimension	585 (L)x179.5(W)x194(H) mm	640(L)x179.5(W)x194(H) mm
Max. Inner Space	280(L)x125(W)x104(H) mm	370(L)x125(W)x104(H) mm
Weight	5kg	5.5kg
Window	102(W)x89(H)mm	
Application	Indoor /Outdoor	
Material	Aluminum alloy	
Cable Outlet Hole	Two holes on the bottom, max. cable diameter 12mm	
Heater (optional)	Consumption: 36W (Heating on: 8℃ ±5℃, Heating off: 20℃ ±5℃)	
Fan (optional)	Consumption: 8 W (Fan on: 37℃±5℃, Fan off: 20℃ ±5℃)	
Wiper (optional)	Consumption:5W	
Lighting (optional)	Consumption:12W	
Sun shielding (optional)	Isolate sunshine and reduce the power consumption,	
Bracket(optional)	Wall Bracket WS2770: heavy duty model, max. loading 55kg	
	Bracket WS2790: can adjust pan and tilt angle, max. loading 20kg	


Large Size Housing WLS-HSL

Features	Picture
<ol style="list-style-type: none"> 1. Weatherproof design, IP66. 2. Optical glass with high light transmittance. 3. Work alone or connect with pan tilt. 4. Top open design, easy for camera installation. 5. Suitable for short focal length lens or zoom module camera 6. Optional heater, fan, shielding, wiper . 	

Parameter

Model	WLS-HSL7	ZA-HSL7S
Power supply	AC24V	
Protection	IP66	
Outside Dimension	740 (L)x235(W)x190(H) mm	893(L)x235(W)x190(H) mm
Max. inner space	400 (L)x140(W)x125(H) mm	553(L)x140(W)x125(H) mm
Weight	6.5kg	7.0kg
Window	134(W)x108(H)mm	
Application	Indoor /Outdoor	
Material	Aluminum alloy	
Cable Outlet Hole	Two holes on the bottom, max. cable diameter 12mm	
Heater (optional)	Consumption: 36W (Heating on: 8℃ ±5℃, Heating off: 20℃ ±5℃)	
Fan (optional)	Consumption: 8 W (Fan on: 37℃±5℃, Fan off: 20℃ ±5℃)	
Wiper (optional)	Consumption:5W	
Lighting (optional)	Consumption:12W	
Sun shielding (optional)	Isolate sunshine and reduce the power consumption,	
Bracket(optional)	Wall Bracket WS2770: heavy duty model, max. loading 55kg	
	Bracket WS2790: can adjust pan and tilt angle, max. loading 20kg	


Camera Housing for Subway WLS-HSB

Features	Picture
<ol style="list-style-type: none"> 1. Auto temperature control, all-weather design 2. Multi-angle curved design , strong wind resistance, anti-shake. 3. The wiper can clean window effectively 4. Nano diamond coated glass, sand-proof, reduce light disturbance. 5. Surface coating insulation materials ensure effective heat insulation. 6. Optical glass with high light transmittance 7. Suitable for a variety of lens or camera 8. Top open design, easy camera installation 	

Parameter

Model	WLS-HSB
Power supply	AC220V 50/60HZ
Power consumption	60W
Working temperature	-5°C to +60°C
Protection	IP66
Window	φ63mm
Product Size	Housing Diameter:108mm, Housing Length:350mm, Bracket length:145mm Fixing Hole: φ6.5mmx11.5mm, Distance Between Fixing Hole:75mm
Protection	IP66
Weight	2.5Kg
Material	Aluminum alloy, polyester costing


Double Cabin Housing WLS-HD

Features	Picture
<ol style="list-style-type: none"> 1. Weatherproof design, IP66 . 2. Optical glass with high light transmittance . 3. Work alone or connect with pan tilt . 4. Top open design, easy for camera installation . 5. Suitable for short focal length lens or zoom module camera . 6. Optional heater, fan, shielding, wiper . 	

Parameter

Model	WLS-HD6	ZA-HD7
Power supply	AC24V ±25% 50/60HZ	
Protection	IP66	
Dimension	524(L)x366(W)x185(H) mm	600(L)x366(W)x185(H) mm
Both side cabin space	190(L)x108(W)x130(H) mm	280(L)x108(W)x130(H) mm
Weight	6.0kg	6.5kg
Window	100(W)x90(H)mm	
Application	Indoor /Outdoor	
Material	Aluminum alloy	
Cable Outlet Hole	Two holes on the bottom, max. cable diameter 12mm	
Heater (optional)	Consumption: 36W (Heating on: 8°C ±5°C, Heating off: 20°C ±5°C)	
Fan (optional)	Consumption: 8 W (Fan on: 37°C±5°C, Fan off: 20°C ±5°C)	
Wiper (optional)	Consumption:5W	
Lighting (optional)	Consumption:12W	
Sun shielding (optional)	Isolate sunshine and reduce the power consumption,	
Bracket(optional)	Wall Bracket WS2770: heavy duty model, max. loading 55kg	
	Bracket WS2790: can adjust pan and tilt angle, max. loading 20kg	

Double Cabin Housing WLS-HD3

Features	Picture
<ol style="list-style-type: none"> 1. Weatherproof design, IP66 . 2. Optical glass with high light transmittance . 3. Work alone or connect with pan tilt . 4. Top open design, easy for camera installation . 5. Suitable for short focal length lens or zoom module camera . 6. Optional heater, fan, shielding, wiper . 	

Parameter

Model	WLS-HD3
Power supply	AC24V±25%,50/60HZ
Protection	IP67
Weight	3.0 kg
Outside Dimension	348(L)x190(W)x124(H) mm
Max. Inner Space (L)	170(L)x70(W)x80(H) mm
Max. Inner Space (R)	170(L)x70(W)x80(H) mm
Window	φ70mm
Heater (optional)	Consumption: 36W (Heating on: 8°C ±5°C, Heating off: 20°C ±5°C)
Fan (optional)	Consumption: 8 W (Fan on: 37°C±5°C, Fan off: 20°C ±5°C)
Wiper (optional)	Consumption:5W
Lighting (optional)	Consumption:12W
Sun shielding (optional)	Isolate sunshine and reduce the power consumption,